

ANTENNAS | PATCH-26

PATCH-26

820 - 970 MHz RFID PATCH ANTENNA



- Wideband antenna
- Linear polarised
- Robust
- Vandal and water resistant
- Meets the stringent electrical requirements for RFID applications

Product Overview

This antenna covers the 900 MHz band. The antenna has been designed to be water resistant and is easy to install. This antenna is unique in the RFID environment because of its VSWR & gain specifications.

Features

- Medium gain directional antenna
- Wideband - covers wide frequency band
- Water resistant
- Easy to install
- Low VSWR over RFID bands


Application areas

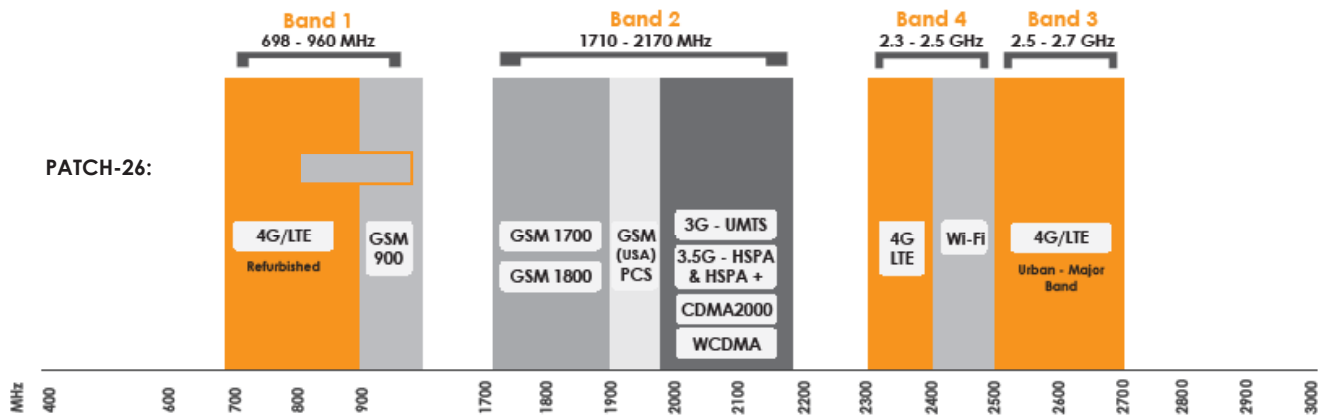
- Areas of poor GSM-800 and GSM-900 coverage
- Indoor GSM applications
- Rural and urban environments
- RFID reader applications



Frequency bands

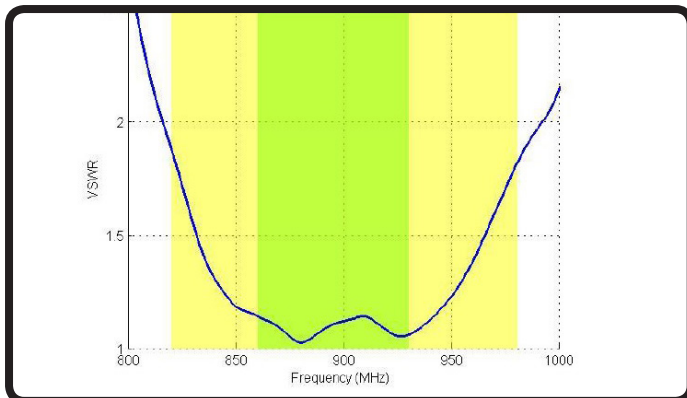
The PATCH-26 is an RFID antenna that works from 820 - 970 MHz

 Indicates the bands on which this antenna works



Antenna Performance Plots

VSWR:

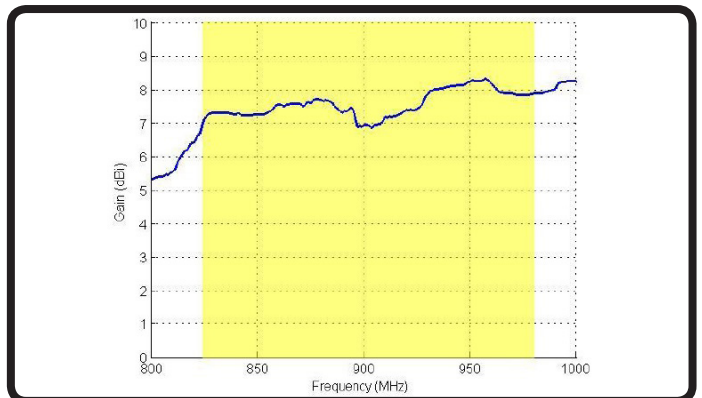


Voltage Standing Wave Ratio (VSWR)

VSWR is a measure of how efficiently radio-frequency power is transmitted from a power source, through a transmission line, into a load. In an ideal system, 100% of the energy is transmitted which corresponds to a VSWR of 1.4:1.

The PATCH-26 delivers superior performance across all bands with a VSWR of 1.4:1 or better.

Gain: (excluding cable loss)



Gain* in dBi

8 dBi is the peak gain across all bands from 820 - 970 MHz

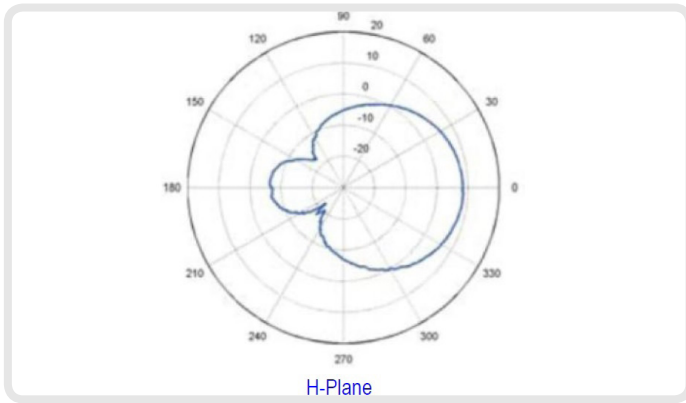
Gain @ 820 - 970 MHz:

8 dBi

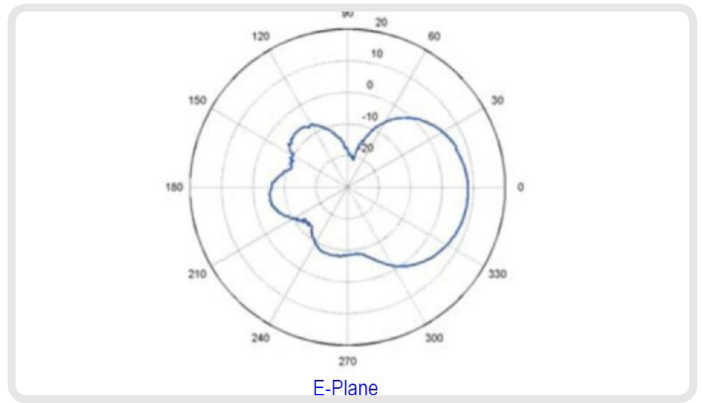
*Antenna gain measured with polarisation aligned standard antenna

Radiation Patterns

H-Plane:



E-Plane:



Electrical Specifications

Frequency Bands:	820 - 970 MHz
Gain (Max):	8 dBi
VSWR @ 820 - 970 MHz:	< 1.4:1 over 80% of the band
Feed Power Handling:	10 W
Input impedance:	50 Ohm (nominal)
Polarisation:	Linear
Cable loss:	0.85dB/m @ 900 MHz
DC Short:	Yes

Mechanical Specifications

Product Dimensions (L x W x D):	250 x 250 x 40mm
Packaged Dimensions:	335 x 250 x 95mm
Weight:	0.57 kg
Packaged Weight:	0.83 kg
Radome Material:	ABS (Halogen Free)
Radome Colour:	Pantone - Cool Gray (1C) RAL - 7047

Environmental Specifications

Wind Survival:	<160km/h
Temperature Range (Operating):	-20°C to +70°C
Environmental Conditions:	Outdoor/Indoor
Operating Relative Humidity:	Up to 98%
Storage Humidity:	5% to 95% - non condensing
Storage Temperature:	-20°C to +70°C


Product Box Contents

Antenna:	A-PATCH-0026
Mounting Bracket:	-----
Cable Length:	0.3m
Cable Type:	HDF 195
Connector:	N-Type (female)

The connector is factory mounted to the antenna



A-PATCH-0025-V2



Ordering Information

Commercial name:	PATCH-26
Order Product Code:	A-PATCH-0026
EAN number:	

Additional Accessories Available

Extension Cables:	Up to 15m HDF 195
-------------------	-------------------

Various connectors available

Installation poles and brackets available

For more detailed information and availability in your region, visit our web site: www.poynting.tech

Certification Approvals and Standards

Flammability rating:	UL 94-V1 EN 13823
Water Ingress Protection Ratio/Standard:	IP 65 (NEMA 4X)
Impact resistance:	IK 08
Salt Spray:	MIL-STD 810F /ASTM B117
Product Safety:	Complies with UL, CE, EN, CSA and IEC standards

Contact Poynting

Poynting Antennas (Pty) Ltd - Head Office

Unit 4, N1 Industrial Park
Landmarks Avenue,
Samrand, 0157
South Africa

Phone: +27 (0) 12 657 0050

E-mail: sales@poynting.co.za

Poynting Europe

Regus Business Center Neue Messe Riem
Kronstadter Straße 4
81677 München
Germany

Phone: +49 89 208026538

E-mail: sales-europe@poynting.tech



PATCH-26

©2015 Poynting Antennas (Pty) Ltd. All rights reserved.
Product Specifications may change without prior notice
Revised: October 2015

Regulatory Compliance: RoHS 2011/65/EU Compliant | ISO 9001:2008
Document version: TS-PATCH-0026
www.poynting.tech