




In order to obtain an accurate 1:1 scale, it is recommended that you print this drawing in A4. Also, measure the ruler above to ensure that a 1:1 scale has been achieved.

Deburr and break off sharp edges where necessary.		(Inspection dimensions)								
Process	N/A	TOLERANCES								
Material	N/A	UNLESS OTHERWISE SPECIFIED								
Surface Finish	N/A	Dimension Type	Tolerance							
Colour	N/A	X	± 1							
Part Weight	N/A	X.X	± 0.5							
		X.XX	+ 0.2							
 © Copyright All IP rights reserved Poynting Antennas 0861 268 3662 www.poynting.tech	Scale (UOS): Not To Scale	Version	Date	Description	ECP no	THIS DOCUMENT MUST NOT BE USED FOR ANY PURPOSE OTHER THAN THAT FOR WHICH IT WAS SUPPLIED. UNAUTHORISED COPYING OR REDISTRIBUTION IS STRICTLY PROHIBITED.		Title: Z Bracket Drilling Template	Part Version:	
	All dimensions in mm unless otherwise stated Third Angle Projection 	1.0	10/06/2020	Initial Release			Approved By	Signature	Date	Part no:
						Kunal Desai		27/07/2020	Author: Utsav Desai	1.0